




Developmental Screening Children Ages 0-5

- ✓ Score the tool while reminding the parent that the answers to the questions are indicators of what the child is doing at present.
- ✓ Comment on the child's strengths. 
- ✓ If a child fails in at least one area, explain that a more in-depth evaluation is recommended.
- ✓ **Children 0-5 are referred for an evaluation to Early Intervention.** Explain to the parent that Early Intervention is a group of people from local agencies, e.g., Developmental Evaluation Center, who meet each week to discuss ways to help children with suspected delays. Your child will be evaluated at No Cost to your family.
- ✓ Someone from one of these groups will contact you to do an evaluation. *Reassure the parent that the family will be a part of the planning process if it is determined that services are needed.*
- ✓ Have the parent sign a consent form.

Activities to keep in mind:

(Things parents can do with their child)

- 1.) Talk to your child everyday; all day. Describe what you're doing; ask questions.
- 2.) Hug and cuddle your child.
- 3.) Play music and sing to your child. (You do not have to be able to sing well.)
- 4.) Play games with your child (pat-a-cake or peek-a-boo.) 
- 5.) Read to; and with, your child. Act out characters or voices, talk about the pictures and things you see on the page. 
- 6.) Praise your child regularly.

Have Items Available to Give to Parents:

- Books and other small, age appropriate toys, i.e., coloring books;
- Age appropriate materials/anticipatory guidance;
- Early Intervention information;
- Phone number of Early Intervention.

"Assuring Better Child Health Development"

The ABCD grant program is supported by The Commonwealth Fund, a New York City-based, independent foundation. The views presented here are those of the author and not necessarily those of The Commonwealth Fund, its directors, officers or staff.